

A yellow-bordered box containing the text "2026 DESIGN & PRICE CATALOGUE" in a yellow sans-serif font.

WEDGE PREFAB HOMES

Modular · Prefab · A-Frame · Farmhouse · Luxury Villas

A complete range of factory-built homes — engineered with steel-hybrid & LGSF technology, delivered in 4–6 weeks. Browse every design, compare specs, and pick your build at a price that fits your budget.

WHY WEDGE

Built in the factory. Engineered to last a lifetime.

Every Wedge home is precision-manufactured using a Light Gauge Steel Frame (LGSF) and steel-hybrid structure, clad in MgO & cement board with PUF and rockwool insulation — for a building that is stronger, quieter and far quicker to raise than conventional construction.

01

High Strength

Engineered LGSF & steel-hybrid structure carries full residential loads.

02

Long Life

Galvanised steel and MgO boards resist rot, termites and corrosion.

03

Heat & Cold Insulation

PUF and rockwool envelope keeps interiors comfortable year-round.

04

Fireproof

MgO & cement-board cladding give a non-combustible building skin.

05

Earthquake Proof

Lightweight steel frame flexes safely under seismic load.

06

40–60% Faster Build

Factory manufacturing delivers a finished home in just 4–6 weeks.

OUR TECHNOLOGY

LGSF & steel-hybrid framing · MgO & UV cement board cladding · PUF & rockwool insulation · waterproof-membrane sealed envelope

HOW PRICING WORKS

Three tiers. One design. Your budget.

Each design is offered across three specification tiers. The architecture stays the same — what rises with each tier is the build specification: structure, panels, flooring, windows and finishes. **Every price is adjustable across tiers to fit your budget.**



Economy

Smart, durable essentials — MS steel frame, steel-panel walls, vinyl/ceramic floors and aluminium windows. The fastest way into a Wedge home.



Standard

The balanced choice — Wedge MP1000 / UV cement-board panels, vitrified or laminate flooring, UPVC windows and split AC. Our most popular tier.



Luxury

Top of the range — MP1000 XPS composite, granite/SPC/hardwood floors, double-glazing, smart-home wiring and central AC. Designer-finished throughout.

A note on every price in this catalogue: figures are quoted in ₹ Lakh as a range — Economy (from) to Luxury. All prices are **indicative, EXW, and exclude 18% GST & foundation**. Prices are **negotiable across tiers** — tell us your budget and we will tailor the specification to match.

01

Regular Prefab Homes

Single-storey and duplex homes for everyday family living — with floor plans.



ZH-RG-485

Wedge 485 Compact Home

485 SQF 1 BHK Ground Regular

Compact 1BHK with living-kitchen, bath & porch — ideal starter or farm unit.

FROM (ECONOMY)

₹7.5 L

UP TO (LUXURY)

₹18.9 L

● ● ● Economy · Standard · Luxury

Indicative, EXW, excl. 18% GST & foundation — negotiable across tiers.



ZH-RG-548

Wedge 548 Family Cottage

548 SQF 2 BHK Ground Regular

Efficient 2BHK single-storey cottage for small families.

FROM (ECONOMY)

₹7.5 L

UP TO (LUXURY)

₹20.0 L

● ● ● Economy · Standard · Luxury

Indicative, EXW, excl. 18% GST & foundation — negotiable across tiers.

ZH-RG-700



Wedge 700 Garden Home

700 SQF 2 BHK Ground Regular

Spacious 2BHK with veranda — a perfect weekend-home size.

FROM (ECONOMY)

₹9.0 L

UP TO (LUXURY)

₹24.3 L

● ● ● Economy · Standard · Luxury

Indicative, EXW, excl. 18% GST & foundation — negotiable across tiers.

ZH-RG-1076



Wedge 1076 Premium Bungalow

1076 SQF 3 BHK Ground Regular

3BHK bungalow with attached baths and a large living-dining.

FROM (ECONOMY)

₹13.5 L

UP TO (LUXURY)

₹36.3 L

● ● ● Economy · Standard · Luxury

Indicative, EXW, excl. 18% GST & foundation — negotiable across tiers.

ZH-RG-1506



Wedge 1506 Grand Villa

1506 SQF 3-4 BHK Ground Regular

Large single-storey villa with dual living zones.

FROM (ECONOMY)

₹17.8 L

UP TO (LUXURY)

₹48.2 L

● ● ● Economy · Standard · Luxury

Indicative, EXW, excl. 18% GST & foundation — negotiable across tiers.

ZH-RG-2216



Wedge 2216 Duplex Villa

2216 SQF 4 BHK G+1 Regular

Two-storey duplex with car porch and generous bedrooms.

FROM (ECONOMY)

₹27.7 L

UP TO (LUXURY)

₹74.8 L

● ● ● Economy · Standard · Luxury

Indicative, EXW, excl. 18% GST & foundation — negotiable across tiers.

02

Modern Homes

Flat-roof, contemporary lines and open-plan living.

ZH-MD-250REX



Wedge 250REX Micro Studio

250 SQF Studio Ground Modern

Modern studio pod for office, guard cabin or compact stay.

FROM (ECONOMY)

₹7.5 L


UP TO (LUXURY)

₹10.1 L

● ● ● Economy · Standard · Luxury

Indicative, EXW, excl. 18% GST & foundation — negotiable across tiers.

ZH-MD-430RAD



Wedge 430RAD Modern 1BHK

463 SQF 1 BHK Ground Modern

Flat-roof contemporary 1BHK with a designer bathroom.

FROM (ECONOMY)

₹7.5 L

UP TO (LUXURY)

₹19.4 L

● ● ● Economy · Standard · Luxury

Indicative, EXW, excl. 18% GST & foundation — negotiable across tiers.



ZH-MD-560RAD

Wedge 560RAD Modern 1BHK+

560 SQF 1 BHK Ground Modern

Larger modern 1BHK with a deck-ready facade.

FROM (ECONOMY)

₹8.7 L

UP TO (LUXURY)

₹23.4 L

● ● ● Economy · Standard · Luxury

Indicative, EXW, excl. 18% GST & foundation — negotiable across tiers.



ZH-MD-780REX



Wedge 780REX Modern 2BHK

780 SQF 2 BHK Ground Modern

Contemporary 2BHK with open kitchen and bright living.

FROM (ECONOMY)

₹12.1 L

UP TO (LUXURY)

₹32.6 L

● ● ● Economy · Standard · Luxury

Indicative, EXW, excl. 18% GST & foundation — negotiable across tiers.



ZH-MD-1280REX

Wedge 1280REX Modern 3BHK

1280 SQF 3 BHK Ground Modern

Flat-roof modern 3BHK bungalow with clean massing.

FROM (ECONOMY)


₹19.8 L

UP TO (LUXURY)

₹53.6 L

● ● ● Economy · Standard · Luxury

Indicative, EXW, excl. 18% GST & foundation — negotiable across tiers.



ZH-MD-LH42

Wedge LH42 Modern 2BHK

452 SQF 2 BHK Ground Modern

Compact modern 2BHK (42 m²) with an efficient layout.

FROM (ECONOMY)

₹7.5 L


UP TO (LUXURY)

₹18.9 L

● ● ● Economy · Standard · Luxury

Indicative, EXW, excl. 18% GST & foundation — negotiable across tiers.

ZH-MD-KH440



Wedge KH-440 Modern Cabin

440 SQF 1 BHK Ground Modern

Quick-build modern compact cabin.

FROM (ECONOMY)

₹7.5 L

UP TO (LUXURY)

₹18.4 L

● ● ● Economy · Standard · Luxury

Indicative, EXW, excl. 18% GST & foundation — negotiable across tiers.

ZH-MD-KH1076



Wedge KH-1076 Modern Home

1076 SQF 3 BHK Ground Modern

Full 3BHK modern home with a refined facade.

FROM (ECONOMY)

₹16.7 L

UP TO (LUXURY)

₹45.0 L

● ● ● Economy · Standard · Luxury

Indicative, EXW, excl. 18% GST & foundation — negotiable across tiers.

03

Premium & Signature

Statement homes — beach houses, capsules and luxury villas.

ZH-PR-1200B



Wedge 1200/2 Beach House

1292 SQF 2 BHK G+1 Premium

Two-storey 120 m² beach house with balcony and deck.

FROM (ECONOMY)

₹23.3 L

UP TO (LUXURY)

₹62.8 L

● ● ● Economy · Standard · Luxury

Indicative, EXW, excl. 18% GST & foundation — negotiable across tiers.

ZH-PR-MOBILE



Wedge Mobile Capsule Home

320 SQF 1 BHK Ground Premium

Transportable plug-and-play capsule unit.

FROM (ECONOMY)

₹7.5 L

UP TO (LUXURY)

₹15.6 L

● ● ● Economy · Standard · Luxury

Indicative, EXW, excl. 18% GST & foundation — negotiable across tiers.

ZH-PR-MLH



Wedge Modern Luxury House

1800 SQF 4 BHK G+1 Premium

Contemporary luxury villa with glazed facade and pool-side living.

FROM (ECONOMY)

₹36.0 L

● ● ● Economy · Standard · Luxury

Indicative, EXW, excl. 18% GST & foundation — negotiable across tiers.

UP TO (LUXURY)

₹97.2 L

04

A-Frame Cabins

258 SQF triangular cabins with loft — perfect for resorts, getaways and rentals.

ZH-AF-250A



Wedge 250REX-A A-Frame Studio

258 SQF 1 BHK + Loft Ground A-Frame

Triangular A-frame studio set in a resort cluster.

FROM (ECONOMY)

₹10.85 L

UP TO (LUXURY)

₹13.2 L

● ● ● Economy · Standard · Luxury

Indicative, EXW, excl. 18% GST & foundation — negotiable across tiers.

ZH-AF-240X1



Wedge 240X1 A-Frame Cabin

258 SQF 1 BHK + Loft Ground A-Frame

Classic A-frame with a cosy loft bed.

FROM (ECONOMY)

₹10.85 L

UP TO (LUXURY)

₹13.2 L

● ● ● Economy · Standard · Luxury

Indicative, EXW, excl. 18% GST & foundation — negotiable across tiers.

ZH-AF-240X2



Wedge 240X2 A-Frame Cabin

258 SQF 1 BHK + Loft Ground A-Frame

Full glass gable opens to the view.

FROM (ECONOMY)

₹10.85 L

UP TO (LUXURY)

₹13.2 L

● ● ● Economy · Standard · Luxury

Indicative, EXW, excl. 18% GST & foundation — negotiable across tiers.

ZH-AF-240X3



Wedge 240X3 A-Frame Cabin

258 SQF 1 BHK + Loft Ground A-Frame

Classic A-frame with an extended deck.

FROM (ECONOMY)

₹10.85 L


UP TO (LUXURY)

₹13.2 L

● ● ● Economy · Standard · Luxury

Indicative, EXW, excl. 18% GST & foundation — negotiable across tiers.

ZH-AF-240X4



Wedge 240X4 A-Frame Cabin

258 SQF 1 BHK + Loft Ground A-Frame

Dark-metal roof finish, forest setting.

FROM (ECONOMY)

₹10.85 L


UP TO (LUXURY)

₹13.2 L

● ● ● Economy · Standard · Luxury

Indicative, EXW, excl. 18% GST & foundation — negotiable across tiers.

ZH-AF-240X5



Wedge 240X5 A-Frame Cabin

258 SQF 1 BHK + Loft Ground A-Frame

Side dormers add headroom and light.

FROM (ECONOMY)

₹10.85 L

UP TO (LUXURY)

₹13.2 L

● ● ● Economy · Standard · Luxury

Indicative, EXW, excl. 18% GST & foundation — negotiable across tiers.

ZH-AF-240X6



Wedge 240X6 A-Frame Cabin

258 SQF 1 BHK + Loft Ground A-Frame

Wrap-around deck for outdoor living.

FROM (ECONOMY)

₹10.85 L

UP TO (LUXURY)

₹13.2 L

● ● ● Economy · Standard · Luxury

Indicative, EXW, excl. 18% GST & foundation — negotiable across tiers.

ZH-AF-240X7



Wedge 240X7 A-Frame Cabin

258 SQF 1 BHK + Loft Ground A-Frame

Sculptural cabin with porch canopy.

FROM (ECONOMY)

₹10.85 L

UP TO (LUXURY)

₹13.2 L

● ● ● Economy · Standard · Luxury

Indicative, EXW, excl. 18% GST & foundation — negotiable across tiers.

ZH-AF-240X8



Wedge 240X8 A-Frame Cabin

258 SQF 1 BHK + Loft Ground A-Frame

Panoramic glazing front and back.

FROM (ECONOMY)

₹10.85 L


UP TO (LUXURY)

₹13.2 L

● ● ● Economy · Standard · Luxury

Indicative, EXW, excl. 18% GST & foundation — negotiable across tiers.

ZH-AF-240X9



Wedge 240X9 A-Frame Cabin

258 SQF 1 BHK + Loft Ground A-Frame

Premium interior fit-out.

FROM (ECONOMY)

₹10.85 L

UP TO (LUXURY)

₹13.2 L

● ● ● Economy · Standard · Luxury

Indicative, EXW, excl. 18% GST & foundation — negotiable across tiers.

05

Farmhouses

From orchard cabins to estate-grade forest houses.

ZH-FH-31



Wedge FH31.5 Farm Cabin

339 SQF 1 BHK Ground Farmhouse

Compact farm / orchard cabin with veranda.

FROM (ECONOMY)

₹7.5 L

UP TO (LUXURY)

₹14.6 L

● ● ● Economy · Standard · Luxury

Indicative, EXW, excl. 18% GST & foundation — negotiable across tiers.

ZH-FH-106



Wedge FH106 Resort Cabin

340 SQF/unit 1 BHK Ground Farmhouse

Repeatable resort cabin — designed as a 27-unit cluster.

FROM (ECONOMY)

₹7.5 L

UP TO (LUXURY)

₹14.7 L

● ● ● Economy · Standard · Luxury

Indicative, EXW, excl. 18% GST & foundation — negotiable across tiers.

ZH-FH-124



Wedge FH124 Farm Villa

1335 SQF 3 BHK Ground Farmhouse

Single-storey 3BHK farm villa with wide verandas.

FROM (ECONOMY)

₹21.4 L

UP TO (LUXURY)

₹57.7 L

● ● ● Economy · Standard · Luxury

Indicative, EXW, excl. 18% GST & foundation — negotiable across tiers.

ZH-FH-584



Wedge FH584 Duplex Farmhouse

1160 SQF 2 BHK G+1 Farmhouse

Two-storey 2BHK with a first-floor deck.

FROM (ECONOMY)

₹20.9 L


UP TO (LUXURY)

₹56.4 L

● ● ● Economy · Standard · Luxury

Indicative, EXW, excl. 18% GST & foundation — negotiable across tiers.

ZH-FH-784



Wedge FH784 Duplex Farmhouse

1160 SQF 3 BHK G+1 Farmhouse

Two-storey 3BHK with double decks.

FROM (ECONOMY)

₹20.9 L

UP TO (LUXURY)

₹56.4 L

● ● ● Economy · Standard · Luxury

Indicative, EXW, excl. 18% GST & foundation — negotiable across tiers.

ZH-FH-1285



Wedge FH1285 Luxury Forest House

3500 SQF 5 BHK G+1 Farmhouse

Estate-grade 5BHK forest house with twin kitchens and car courts.

FROM (ECONOMY)

₹70.0 L

UP TO (LUXURY)

₹189.0 L

● ● ● Economy · Standard · Luxury

Indicative, EXW, excl. 18% GST & foundation — negotiable across tiers.

06

Luxury G+1 Villas & Farm Estates

Grand two-storey villas and signature estates.



ZH-LX-3BF

Wedge G+1 Modern Farm House

1600 SQF 3 BHK G+1 Luxury

Two-storey modern farmhouse with clean lines.

FROM (ECONOMY)


₹28.8 L

UP TO (LUXURY)

₹77.8 L

● ● ● Economy · Standard · Luxury

Indicative, EXW, excl. 18% GST & foundation — negotiable across tiers.



ZH-LX-2030

Wedge G+1 5BHK Farm House

2030 SQF 5 BHK G+1 Luxury

Large two-storey 5BHK farmhouse.

FROM (ECONOMY)

₹36.5 L

UP TO (LUXURY)

₹98.7 L

● ● ● Economy · Standard · Luxury

Indicative, EXW, excl. 18% GST & foundation — negotiable across tiers.

ZH-LX-850



Wedge G+1 5BHK Luxury Farm House

2200 SQF 5 BHK G+1 Luxury

High-spec luxury farm villa with designer interiors.

FROM (ECONOMY)

₹44.0 L

UP TO (LUXURY)

₹118.8 L

● ● ● Economy · Standard · Luxury

Indicative, EXW, excl. 18% GST & foundation — negotiable across tiers.

ZH-LX-3850



Wedge 3850 G+1 5BHK Villa

3858 SQF 5 BHK G+1 Luxury

Grand 5BHK villa — ground floor 2158 + first floor 1700 SQF.

FROM (ECONOMY)

₹77.2 L

UP TO (LUXURY)

₹208.3 L

● ● ● Economy · Standard · Luxury

Indicative, EXW, excl. 18% GST & foundation — negotiable across tiers.

ZH-LX-3218



Wedge G+1 5BHK Luxury Villa

4151 SQF 5 BHK G+1 Luxury

Flagship 385.6 m² estate mansion.

FROM (ECONOMY)

₹83.0 L

UP TO (LUXURY)

₹224.2 L

● ● ● Economy · Standard · Luxury

Indicative, EXW, excl. 18% GST & foundation — negotiable across tiers.

QUICK-PICK · PART 1 OF 2

Every design at a glance

Scan the full range, then turn to any SKU's card for renders and detail.

SKU	DESIGN	AREA	CONFIG	PRICE RANGE (₹ L)
ZH-RG-485	Wedge 485 Compact Home	485 SQF	1 BHK	₹7.5 – 18.9
ZH-RG-548	Wedge 548 Family Cottage	548 SQF	2 BHK	₹7.5 – 20.0
ZH-RG-700	Wedge 700 Garden Home	700 SQF	2 BHK	₹9.0 – 24.3
ZH-RG-1076	Wedge 1076 Premium Bungalow	1076 SQF	3 BHK	₹13.5 – 36.3
ZH-RG-1506	Wedge 1506 Grand Villa	1506 SQF	3–4 BHK	₹17.8 – 48.2
ZH-RG-2216	Wedge 2216 Duplex Villa	2216 SQF	4 BHK	₹27.7 – 74.8
ZH-MD-250REX	Wedge 250REX Micro Studio	250 SQF	Studio	₹7.5 – 10.1
ZH-MD-430RAD	Wedge 430RAD Modern 1BHK	463 SQF	1 BHK	₹7.5 – 19.4
ZH-MD-560RAD	Wedge 560RAD Modern 1BHK+	560 SQF	1 BHK	₹8.7 – 23.4
ZH-MD-780REX	Wedge 780REX Modern 2BHK	780 SQF	2 BHK	₹12.1 – 32.6
ZH-MD-1280REX	Wedge 1280REX Modern 3BHK	1280 SQF	3 BHK	₹19.8 – 53.6
ZH-MD-LH42	Wedge LH42 Modern 2BHK	452 SQF	2 BHK	₹7.5 – 18.9
ZH-MD-KH440	Wedge KH-440 Modern Cabin	440 SQF	1 BHK	₹7.5 – 18.4
ZH-MD-KH1076	Wedge KH-1076 Modern Home	1076 SQF	3 BHK	₹16.7 – 45.0
ZH-PR-1200B	Wedge 1200/2 Beach House	1292 SQF	2 BHK	₹23.3 – 62.8
ZH-PR-MOBILE	Wedge Mobile Capsule Home	320 SQF	1 BHK	₹7.5 – 15.6
ZH-PR-MLH	Wedge Modern Luxury House	1800 SQF	4 BHK	₹36.0 – 97.2
ZH-AF-250A	Wedge 250REX-A A-Frame Studio	258 SQF	1 BHK + Loft	₹10.85 – 13.2
ZH-AF-240X1	Wedge 240X1 A-Frame Cabin	258 SQF	1 BHK + Loft	₹10.85 – 13.2
ZH-AF-240X2	Wedge 240X2 A-Frame Cabin	258 SQF	1 BHK + Loft	₹10.85 – 13.2

Indicative, EXW, excl. 18% GST & foundation — negotiable across tiers. Range = Economy → Luxury specification.

QUICK-PICK · PART 2 OF 2

Every design at a glance

Scan the full range, then turn to any SKU's card for renders and detail.

SKU	DESIGN	AREA	CONFIG	PRICE RANGE (₹ L)
ZH-AF-240X3	Wedge 240X3 A-Frame Cabin	258 SQF	1 BHK + Loft	₹10.85 – 13.2
ZH-AF-240X4	Wedge 240X4 A-Frame Cabin	258 SQF	1 BHK + Loft	₹10.85 – 13.2
ZH-AF-240X5	Wedge 240X5 A-Frame Cabin	258 SQF	1 BHK + Loft	₹10.85 – 13.2
ZH-AF-240X6	Wedge 240X6 A-Frame Cabin	258 SQF	1 BHK + Loft	₹10.85 – 13.2
ZH-AF-240X7	Wedge 240X7 A-Frame Cabin	258 SQF	1 BHK + Loft	₹10.85 – 13.2
ZH-AF-240X8	Wedge 240X8 A-Frame Cabin	258 SQF	1 BHK + Loft	₹10.85 – 13.2
ZH-AF-240X9	Wedge 240X9 A-Frame Cabin	258 SQF	1 BHK + Loft	₹10.85 – 13.2
ZH-FH-31	Wedge FH31.5 Farm Cabin	339 SQF	1 BHK	₹7.5 – 14.6
ZH-FH-106	Wedge FH106 Resort Cabin	340 SQF/unit	1 BHK	₹7.5 – 14.7
ZH-FH-124	Wedge FH124 Farm Villa	1335 SQF	3 BHK	₹21.4 – 57.7
ZH-FH-584	Wedge FH584 Duplex Farmhouse	1160 SQF	2 BHK	₹20.9 – 56.4
ZH-FH-784	Wedge FH784 Duplex Farmhouse	1160 SQF	3 BHK	₹20.9 – 56.4
ZH-FH-1285	Wedge FH1285 Luxury Forest House	3500 SQF	5 BHK	₹70.0 – 189.0
ZH-LX-3BF	Wedge G+1 Modern Farm House	1600 SQF	3 BHK	₹28.8 – 77.8
ZH-LX-2030	Wedge G+1 5BHK Farm House	2030 SQF	5 BHK	₹36.5 – 98.7
ZH-LX-850	Wedge G+1 5BHK Luxury Farm House	2200 SQF	5 BHK	₹44.0 – 118.8
ZH-LX-3850	Wedge 3850 G+1 5BHK Villa	3858 SQF	5 BHK	₹77.2 – 208.3
ZH-LX-3218	Wedge G+1 5BHK Luxury Villa	4151 SQF	5 BHK	₹83.0 – 224.2

Indicative, EXW, excl. 18% GST & foundation — negotiable across tiers. Range = Economy → Luxury specification.

SPECIFICATION

What each tier includes

The same architecture, specified three ways. Mix and match line items to land exactly on your budget.

ITEM	ECONOMY	STANDARD	LUXURY
Foundation	Concrete blocks	Reinforced concrete	Poured concrete
Walls	Steel panels / cement board	Wedge MP1000 / OSB / UV cement board	MP1000 XPS composite
Roof	Steel roofing sheet	OSB / PIR sandwich	MP1000 XPS composite
Structure	MS steel frame	Steel frame system	LGSF / steel-wood hybrid
Flooring	Vinyl / ceramic	Vitrified / laminate	Granite / SPC / hardwood
Windows	Aluminium	UPVC	Double-glazed
Ceiling	Drywall	MgO / POP	Coffered
Electrical	Standard wiring	Copper wiring	Smart-home system
Plumbing	PVC	CPVC	PEX
HVAC	Window AC	Split AC	Central AC

ORDERING & TERMS

From design to delivery

<p>10–20%</p> <p>Booking</p> <p>Paid on signing the contract to reserve your slot.</p>	<p>10–15%</p> <p>Design & BOQ</p> <p>After final design, layout and BOQ approval.</p>	<p>30–40%</p> <p>Manufacturing</p> <p>Paid before the factory build begins.</p>	<p>20–30%</p> <p>Delivery</p> <p>On delivery and installation at your site.</p>	<p>Balance</p> <p>Handover</p> <p>Final payment on completion and handover.</p>
--	---	---	---	---

Good to know

- Supply price term: EXW New Delhi basis; excludes 18% GST and foundation.
- Typical delivery in 4–6 weeks from design freeze, subject to scope.
- Every design is fully customisable across the three specification tiers.
- Quotations are valid for 30 days from the date of issue.
- All prices are indicative and negotiable across tiers to suit your budget.
- A formal quote (e.g. sample Q25/26-0058) is issued against your final site & spec.

Ready for a formal quote?

Like the sample quote (Q25/26-0058) we issue, a formal price is built around your exact site & spec. Fill the checklist below and send it to us.

[Book a 30-min design consult →](#)

+91 97175 06848 · sales@wedge-india.com

Pre-quote checklist

Complete these before requesting your formal quote — it lets us price accurately on the first pass.

- | | |
|--|--|
| <input type="checkbox"/> Chosen design / SKU
e.g. ZH-MD-780REX | <input type="checkbox"/> Preferred tier
Economy / Standard / Luxury |
| <input type="checkbox"/> Built-up area required (SQF)
..... | <input type="checkbox"/> Number of floors
Ground / G+1 / G+2 |
| <input type="checkbox"/> BHK configuration
e.g. 3 BHK | <input type="checkbox"/> Delivery location (city, state)
..... |
| <input type="checkbox"/> Plot size & orientation
L × W, facing | <input type="checkbox"/> Site access for transport
Road width / crane access |
| <input type="checkbox"/> Foundation scope
By Wedge / by customer | <input type="checkbox"/> Target budget (₹)
..... |
| <input type="checkbox"/> Required delivery date
..... | <input type="checkbox"/> Contact name, phone & email
..... |

Wedge PREFAB HOMES

Let's build your home.

Pick a design, tell us your budget, and we'll tailor the specification
across tiers — delivered in 4–6 weeks.

zjellhomes.com

+91 97175 06848

sales@wedge-india.com

wedge-india.com

Wedge Industries Limited · Faridabad, Haryana, India · A Wedge Industries Group brand
2026 Design & Price Catalogue · Prices indicative, EXW, excl. 18% GST & foundation · valid 30 days · negotiable across tiers.